



A review of DC Micro-grid control Approaches

Mohd Shariq Ansari

Electrical Engineering, Integral University, Lucknow, India

shariq.ansarri@gmail.com

KEYWORD

*DC micro-grid 1;
DC Bus voltage 2;
Power quality 3;
Energy storage
system 4*

ABSTRACT

A small dc grid has several benefits over a small ac grid and is better suited to accessing output power resources. With proper decoy methods, the dc bus voltage of the dc micro-grid should be regulated to prevent a revolving stream. This study presents four typical regulatory frameworks: breakdown control structure, stage control structure, and final control structure. Multiple agencies maintain an integrated administration system and a comprehensive administration structure. The power garage is critical for the regular functioning of a tiny dc grid. A power garage system that can sustain electricity supply supports the framework's dependability and proficiency, which is examined in this research.

1. Introduction

Appropriated power age utilizes an environmentally friendly power source for example sunlight based breeze energy unit and biomass among others which can add to lessening energy strain and decreasing the ecological contamination little inexhaustible energy generators used near the load cause the energy demand to be dispersed resulting in the problem of unavailability of resources locally and over time as a backup power grid distributed power age is a suitable course of action that deals with the dependability of the power supply 1 distributed electricity generation has some drawbacks since a large number of distributed production facilities are directly connected to the grid it has a significant impact on the power grids performance in addition distributed creation facilities should be secluded in case of a power framework inability to tackle the above issues a miniature network was created [2] micro grid is a reasonable framework that combines multiple distributed powers energy-saving tools and local loads a small grid can be used as an independent organization connected to the power grid can into two types ac and dc now the ac micro-grid is the main model however the prospect of a dc micro-grid is expected compared to a small ac grid a small dc grid has certain advantages such as low power conversion links system efficiency low line losses [3] in addition a small dc grid does not need to monitor phase and voltage recurrence which enormously further develops control and dependability of the framework and thus a small dc grid is best suited to achieve [4-5] distributed power fig a small dc network for certain sustainable assets is displayed to guarantee the activity of the direct current grid the power balance between the power supply side and the heap side should be coordinated the phase and frequency (f) of the voltage are ignored so power balance management can be attributed to dc bus power adjustment and power quality control [6 7]

the paper is divided into fundamental four areas as follows a brief overview of dc bus power management systems is introduced in segment ii the most recent power-saving applications on a little dc network are presented in stage iii at last the ends are given in area iv

Corresponding Author: Mohd Shariq Ansari Electrical Engineering, Integral University, Lucknow, India

Email: shariq.ansarri@gmail.com

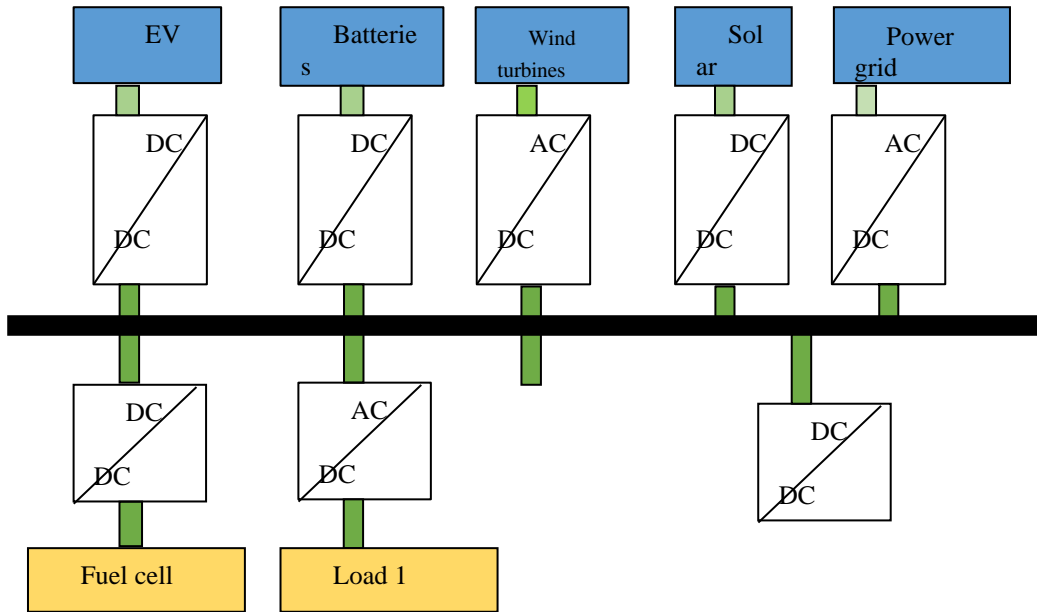


Fig. A A typical topology of DC micro-grid

2. ADMINISTRATION OF DC BUS VOLTAGE

to guarantee the ordinary activity of a dc grid the power result of the direct current bus be inside a specific reach when at least two converters associate with the dc bus in parallel the converters can be considered as power sources thus the circular flow may be caused by the presence of a restriction cable distribution as shown in fig v1 v2 refers to the amplitudes of power sources z1 and z2 refer to distribution cable interruptions i1 i2 refers to branch electricity and vdc refers to dc bus the right current sharing procedure ought to be utilized to distribute power even presently a typical method for accomplishing this objective is to utilize a focal regulator that knows all pieces of the framework and has a broad perspective of micro grid execution anyway the expense of correspondence foundation is extremely high and the formation of a central manager is complicated[8] furthermore the ordinary activity of the framework relies upon the central controller and connector which altogether affects framework unwavering quality [9 10]there are a few administration systems strategies in the paper that have been utilized with various control structures and the four fundamental methodologies introduced in this paper phase control building stage control development and uncertain control structures

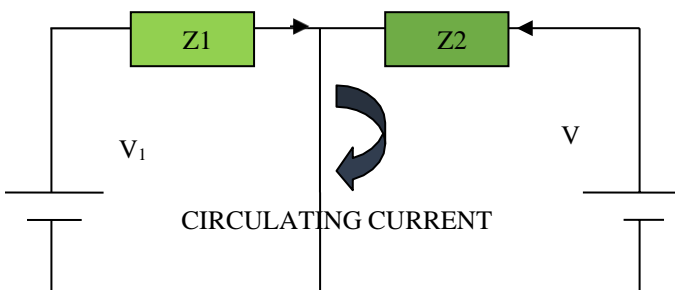
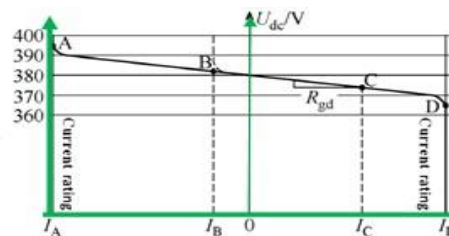


Fig. B The generation of circular current.



2.1 Droop Control Architecture

Droop control configuration relies upon the converter droop highlight fundamentally this strategy utilizes the current response signal or series obstacle clearly to change the consequence of the converter which contributes to the current sharing this control structure makes the most of the dc grid distribution feature and has high reliability in recent years this control strategy has been widely used in similar applications of dc-dc ac-dc furthermore dc-ac converters [11, 12] because of current transformation rate charging and releasing current battery rating and power conveyance power supply changes working mode every converter should switch between various working modes as displayed in fig 3 based on dc bus power levels and current limiting values the dc-ac converter operates in fall mode or current limit mode the average operating voltage range is between 360v and 400v when current i_g is negative this converter transfers power to the grid while pulling energy from the grid when current i_g approves this converter operates in droop mode where the voltage of the dc bus is between 390v and 370v i_{gd} is designed as a virtual resistance of the output the current limiting mode is selected when the power range is between 390v and 400v or between 360v to 370v

2.2 Hierarchical Control Architecture

In a consecutive control structure control functions are assigned to different levels of sequencing generally there are three levels of control portrayed in this graph the essential level incorporates neighbourhood assets for little sources as well as upload the primary control is answerable for the power control of the dc bus view of the plunge control methodology with the help of a virtual electronic connector a control strategy can be achieved the next level of control is made by the micro-grid system controller regulator which guarantees that the power levels in the framework are inside the expected qualities the most elevated level of control of this design is the conveyance of the executives framework which controls the progression of energy on a little dc lattice [12] a three-level stage control framework is proposed to be [13] in accordance with the power offering between the interesting side and the creation side key controls incorporate a noticeable result impedance circle the second degree of control considers the identification of dc transport voltage redirection produced by the primary control and a third regulator controls the progression of force in the framework a 3-level arrangement control framework for a 4-terminal dc matrix is presented in [14] this methodology is utilized for an assortment of working frameworks network associated usefulness island execution and burden off age usefulness the fitting stage control structure enables the system to be flexible and flexible so that a widely distributed power source can be integrated without changing the sequential local control of the system

2.3 Fuzzy Control Architecture

The old control hypothesis can handle a proper framework anyway it doesn't assist with doing anything with exceptionally intricate or unsure structure for this situation an ambiguous control hypothesis was presented [15] the whimsical control framework depends on a theoretical reasoning framework that investigates the information factors of the sensible factors working at ceaseless qualities somewhere in the range of 0 and 1 conversely the old or computerized mind works at 1 or 0 fuzzy-based solutions the mind can be understood by human operators so that their knowledge can be used to design an incomprehensible controller which makes it easier to perform tasks that have already been successfully performed by humans the normal ambiguous system is similar to the professional system to some extent it improves the ability to deal with uncertain knowledge and error tolerance [16] a dynamic control system to gain control to control the energy stored by dual-layer electric capacitors is reported in [17] with a subtle strategy a small dc-voltage bipolar-type grid which can provide very high-quality power a three-wire dc distribution line proposed in [18] taking advantage of an unobtrusive intelligent controller based on low dc bus voltage regulation [19] proposes a novel solution to development and stabilization problems in a small direct current grid

2.4 Multi-Agent Based Control Architecture.

Multi-agent systems (MAS) is made up of a few intelligent organizations that can be software components or computer components that have not only local knowledge and limited capabilities but that can work together to achieve global goals agencies can work with the help of conventional control strategies and certain advanced control mechanisms for example strategies based on performance strategies and expert programs due to the development of fast communication devices MAS can be integrated with power system applications easily and efficiently different types of agents including MAS on the jade platform and a control algorithm based on ontology creation were introduced [20] a proper agent-based control system effectively integrates distributed production resources in real-time operation for common modes an error-tolerant dc-micro-grid framework with consistent

power loads is proposed to ensure system stability the issue of security is viewed as a restricted advancement issue to guarantee ordinary activity regardless of whether one of the specialists is lost hardware in the loop simulation framework for a dc microgrid with mass continuous testing is proposed

3. ENERGY QUALITY MANAGEMENT

in order to maintain the low power framework dc power supply where voltage flashes and power outages occur power-saving technology and an appropriate power management strategy must be used other fast charging technologies such as super-capacitor (sc) flywheels superconducting power storage system and batteries are used in the energy storage system [21]

3.1 Energy Storage Technology

capacitors accumulate positive and negative charges on compatible plates separated by a protective dielectric to conserve electrical energy there are two main types of sc electrochemical capacitor and double electric layer capacitor compared with other energy-saving advancements sc is not difficult to keep up with and solid it tends to be utilized for extremely momentary capacity in low-power framework flywheels connected to an electric motor can be used to save energy on a small grid when the machine operates like a car flywheel accelerate the charging of energy-saving devices however when the machine works in reset mode to diminish flywheels the arrival of energy-saving gadgets because of life span high effectiveness and high capacity the prospect of flywheels is normal the battery is an accessible energy-saving innovation with huge cost efficiency battery modules related with the series fuse a battery power capacity system to achieve the required electrical feature due to some important factors high power high power durability long life great cycling power and low cost these innovations are extremely well known in the energy-saving framework (SES) innovation utilizes the current dc stream superconducting loop to keep up with attractive strength contrasted with other energy stockpiling gadgets (SES) innovation is more costly anyway it has grabbed a great deal of eye due to its fast reaction and high proficiency there are other energy-saving technologies that can be used on a smaller grid such as hydraulic power supply system's compressed air storage and flow batteries the characteristics of the various energy storage technologies are listed in table 1 the energy storage system developed by sc was introduced in [22] in this paper appropriate control measures have been used to protect sc from overcharging and over-exit based on flywheel power storage features low inertia and high charging and discharge speed a compensation device is provided in as shown in fig4 a battery-powered storage system is proposed [23] to ensure system efficiency under island conditions to improve the quality of power and reliability of the system an obsolete structure made up of groups of fast power storage devices can be processed on a dc micro-grid [24] a mixed energy storage system for sc and batteries is proposed in 25 batteries are used to ensure loaded power supply and sc is used for high power requirements the incomprehensible control method is designed to control the (SC) output process and the standard double loop control method is applied to batteries in 26

3.2 Power Management Strategies

the improved energy management methodology should really take advantage of sustainable power assets to lessen charging and release recurrence of the energy stockpiling framework keep up with the power supply balance and guarantee framework dependability[27 28]the power disparity between the dispersed power and the heap on the dc smaller than normal organization related with the utility grid is allowed power from the utility lattice can be transferred to loads in the small grid on the other hand power in the grids from the grid can be transferred to the utility grid using an inverter when the power demand is high the power equilibrium should be kept up with when a microgrid network works in island mode further developed energy the executives procedure ought to be utilized to keep up with dc bus power and energy quality to guarantee a constant stock of basic loads extra loads ought to be discarded when energy is dispersed and a power stockpiling framework can supply all heaps dc grid topology depends on a controlled series of current pay to arrange energy stream in the framework [29] to broaden battery duration and unambiguous control calculation in view of the charging status soc can be utilized to deal with the ideal charging condition 30 the (SOC)of all batteries isn't something very similar with appropriate control methodology a battery with a higher (SOC) ought to furnish more power and some with a lower (SOC) may give less power [31]

4. CONCLUSION

The astounding expectation for dc microgrid nonetheless a few issues ought to be addressed because of the interference of the dissemination line and transformer incorporates an appropriate control procedure ought to be utilized to stay away from a roundabout cycle and guarantee typical framework activity. Droop control design in light of hang converter highlights is broadly utilized anyway this technique can accomplish dc bus voltage avoidance location progressed control procedures for example sequential control structure unambiguous control structures and control structures based on multiple agents may solve this problem due to the restricted limit of the system an energy stockpiling framework is expected to defeat dc bus power changes and to keep up with energy

balance a coordinated energy-saving framework with cutting edge energy the board methods can further develop the energy quality and dependability of the system.

References:

- [1] Kakigano H, Miura Y, Ise T, et al. "Fundamental characteristics of DC micro-grid for residential houses with cogeneration system in each house"[C]. 2008 IEEE Power and Energy Society General Meeting —Conversion and Delivery of Electrical Energy in the 21st Century, Pittsburgh, PA, USA, 2008: 1-8.
- [2] Marnay C, Robio F J, Siddiqui A S. "Shape of the micro- grid"[C]. IEEE Power Engineering Society Winter Meeting, Columbus, OH, USA, 2001, 1: 150-153.
- [3] Nanogrids[EB/OL].<http://www.cpes.vt.edu/publications/proceedings/conference/2010/index.php>, 2010.
- [4] Mark Mc Granaghan, Thomas Ortmeier, David Crudele, et al. "Renewable systems interconnection study: advanced grid planning and operations"[R]. Sandia National Laboratories, 2008.
- [5] "The effect of DG on power quality in a deregulated environment"[C]. IEEE Power Engineering Society General Meeting, San Francisco, TX, USA, 2005,
- [6] Khatri P R, Jape V S, Lokhande N M, et al." Improving power quality by distributed generation"[C]. Power Engineering Conference, IPEC'05, Singapore, 2005, 2: 675-678.
- [7] Kakigano H.,Nishino A, Ise T. "Distribution voltage control for DC microgrid with fuzzy control and gain-scheduling control"[C]. 2011 IEEE 8th International Conference on Power Electronics and ECCE Asia (ICPE & ECCE),2011:256-263
- [8] W. Dalbon, M. Roscia, and D. Zaninelli, "Hybrid photovoltaic system control for enhancing sustainable energy," in Proc. IEEE Power Eng. Soc. Summer Meeting, 2002, vol. 1, pp. 134–139.
- [9] R. Chedid and S. Rahman, "Unit sizing and control of hybrid wind-solar power systems," *IEEE Trans. Energy Convers.*, vol. 12, no. 1, pp.79–85, Mar. 1997
- [10] Kim J W, Choi H S, Cho B H. "A novel droop method for the converter parallel operation"[C]. 16th Annual IEEE Applied Power Electronics Conference and Exposition, 2001, 2: 959- 964.
- [11] Kim J W, Choi H S, Cho B H. "A novel droop method for the converter parallel operation"[C]. 16th Annual IEEE Applied Power Electronics Conference and Exposition, 2001, 2: 959- 964.
- [12] Kyohei Kurohane, Tomonobu Senjyu, Atsushi Yona, et al. "A high quality power supply system with DC smart grid"[C]. 2010 IEEE PES Transmission and Distribution Conference and Exposition: Smart Solutions for a Changing World, New Orleans, LA, USA, 2010:1-6.
- [13] Dushan Boroyevich, Igor Cvetković, Dong Dong, et al. "Future electronic power distribution systems– a contemplative view"[C]. The 12th International Conference on Optimization of Electrical and Electronic Equipment, Basov, Russia, 2010:1369- 1380.
- [14] Ito Y, Zhongqing Y., Akagi H. DC microgrid based distribution power generation system[C]. The 4th International Power Electronics and Motion Control Conference, 2004. IPEMC 2004. 2004:1740-1745